

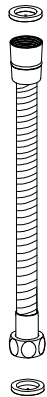
USER MANUAL



Thank you for choosing Better Bathrooms.
Please read this manual before installing your product
and keep for future reference.

better
bathrooms

Product name - Shower hose



Please note: Image is for illustrative purposes only and may differ slightly to the actual product.

- Single-person assembly
- We always recommend using professional tradespeople to install your product

V1_23.08.2025

1

Congratulations on your purchase

And welcome to our growing gang of savvy shoppers

We're on a mission to bring you extraordinary bathroom products, for less. From modern to traditional style ceramics, plus the gorgeous fixtures, fittings and furniture to match. So, you can fall in love with your space every single day.

As one of the UK's largest independent bathroom stores, we've received countless awards; including the National Business Awards UK, the Digital Entrepreneur Awards and being placed on The Sunday Times Fast Track 100.

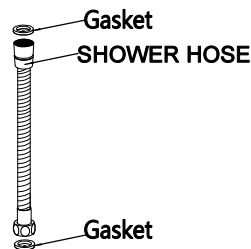
We hope your new product exceeds your highest expectations. However, if you experience any problems, please:

- log in to your account and contact our customer services team via your self-serve portal betterbathrooms.com/CustomerAccount/Login.
- contact us via betterbathrooms.com/content/contact-us.

Important information

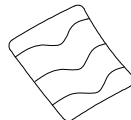
- Please read these instructions thoroughly and retain for future reference
- Always ensure to flush the system prior to installation.

Parts



Tools required

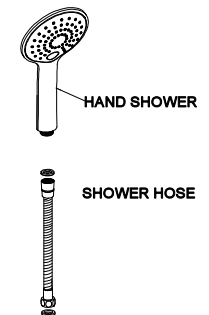
- Protective cloth



2

Installation

Hand Shower Supplied Separately



Make sure there is rubber gasket in both end connector of shower hose. Connect one of the shower hose to the outlet of a shower valve (not supplied), and the cone end of the hose to the hand shower (not supplied) turn the water supplies and check for correct operation

CLEANING

To maintain the surface of your product, wipe with a clean damp cloth and wipe dry. Do not use abrasive cleaning agents or materials which can strip and scratch the surface; the use of these agents or materials can invalidate your guarantee. It is recommended to wipe and dry on a regular basis.

For more information

- visit betterbathrooms.com
- email customerservices@buyitdirect.co.uk
- call 03303903062
- write to Trident Business Park, Neptune Way, Huddersfield, HD2 1UA

better
bathrooms

Part of the BuyItDirect Group

3